



Smart is the save cost for UPS small to medium power in tower or rack form.

This model offers a great Solution for small computer centers, servers and for industrial applications.



Medical equipment



Shops



Small offices



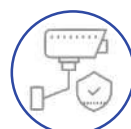
Sensitive IT loads



Telecom



Critical buildings



Alarm & security systems



Small/medium data center

# Smart Plus Online Tower UPS

Single Phase  
Uninterruptible Power Supply


1KVA ~ 10KVA

[www.itapower.it](http://www.itapower.it)

# Smart Plus Online Tower

Single Phase  
Uninterruptible Power Supply

1KVA ~ 10KVA

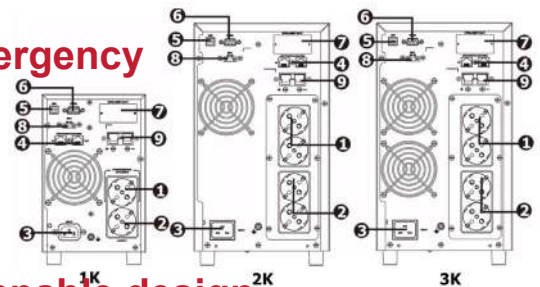


## highlights

- True double-conversion
- Output power factor 10
- High efficiency up to 94%
- 50Hz/60Hz frequency converter mode Emergency
- power off function (EPO)
- Generator compatible
- Adjustable battery numbers with hot swappable design
- ECO mode for energy saving
- Maintenance bypass available for 6-10KVA
- N+X parallel redundancy for 6-10KVA

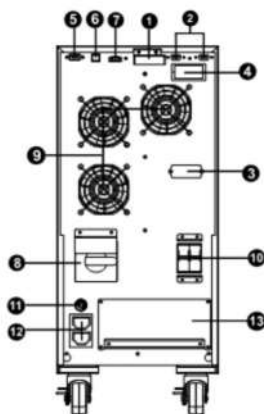
Smart plus is the new generation of small to medium power transformer-less UPS in tower or rack form.

This model offers unity power factor and is an ideal Solution for small computer centers, servers and for industrial applications.

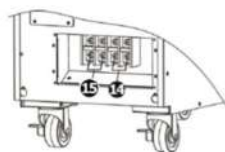


1. Programmable outlets: connect to non-critical loads.
2. Output receptacles: connect to mission-critical loads.
3. AC input
4. Network/Fax/Modem surge protection
5. USB communication port
6. RS-232 communication port
7. SNMP intelligent slot
8. Emergency power off function connector (EPO)
9. External battery connection

MODEL	SMART PLUS 1000	SMART PLUS 2000	SMART PLUS 3000	SMART PLUS 6000	SMART PLUS 10000
P/N	SPT01	SPT02	SPT03	SPT06	SPT10
PHASE	Single phase with ground				
Capacity	1000 VA / 1000 W	2000 VA / 2000 W	3000 VA / 3000 W	6000 VA / 6000 W	10000 VA / 10000 W
<b>INPUT</b>					
Nominal Voltage	200*/208*/220/230/240 VAC				
Voltage Range	160-300 VAC $\pm$ 5% @ 100% load			176~300VAC $\pm$ 3 % at 100% load	
Frequency Range	40Hz ~ 70Hz			46~54 Hz or 56~64 Hz	
Power Factor	$\geq$ 0.99 @ nominal voltage (100% load)				
<b>OUTPUT</b>					
Output Voltage	200*/208*/220/230/240 VAC				
AC Voltage Regulation (Batt. Mode)	$\pm$ 1%				
Frequency Range (Synchronized Range)	47 ~ 53 Hz or 57~63Hz			46~54 Hz or 56~64 Hz	
Frequency Range (Batt. Mode)	50 Hz $\pm$ 0.1 Hz or 60Hz $\pm$ 0.1 Hz				
Current Crest Ratio	3:1 (max.)				
Harmonic Distortion	$\leq$ 2 % THD (Linear Load); $\leq$ 4 % THD (Non-linear load)			$\leq$ 3 % THD (Linear Load); $\leq$ 6 % THD (Non-linear load)	
Transfer Time	AC mode to Battery mode	Zero			
	Inverter to Bypass	4 ms (Typical)			Zero
Waveform (Batt. Mode)	Pure Sinewave				
<b>EFFICIENCY</b>					
AC Mode	$\geq$ 89% @ full charged battery	$\geq$ 91% @ full charged battery		$\geq$ 94% with fully charged battery	
ECO Mode	$\geq$ 96% @ full charged battery			$\geq$ 98.5% with fully charged battery	
Battery Mode	$\geq$ 88%	$\geq$ 90%		$\geq$ 91%	
<b>BATTERY</b>					
Battery Type	12 V / 9 AH	12 V / 9 AH	12 V / 9 AH	12 V / 7 AH	12 V / 9 AH
Numbers	2	4	6	16	16
Typical Recharge Time	3 hours recover to 95% capacity for internal battery@ 2A charging current			9 Hours to 90% capacity for internal battery	
Charging Current	max. 12A adjustable		Max: 8A adjustable		1.0A
Charging Voltage	27.4 VDC $\pm$ 1%	54.8 VDC $\pm$ 1%	82.1 VDC $\pm$ 1%	218.4 VDC $\pm$ 1%	
<b>PHYSICAL</b>					
Dimension, D X W X H (mm)	397 x 145 x 220	421 x 190 x 318	421 x 190 x 318	592 x 250 x 576	592 x 250 x 576
Net Weight (without battery) (kgs)	6.6	9.9	12.3	13	16
Net Weight (w/built-int battery) (kgs)	13	23.3	28	54	66
<b>ENVIRONMENT</b>					
Humidity	20-90 % RH @ 0- 40°C (non-condensing)				
Noise Level	Less than 50dBA @ 1 Meter			Less than 55dBA @ 1 Meter	
Altitude	10% de-rating for over 1000m (The altitude should not exceed 3000m)				
<b>MANAGEMENT</b>					
Smart RS-232/USB	Supports Windows® 2000/2003/XP/Vista/2008/7/8, Linux and MAC				
Optional SNMP	Power management from SNMP manager and web browser				
<b>STANDARD</b>					
EMC/safety	EMC EN62040-2 C2 for CE models				



6K - 10K



- 1) Share current port (only available for parallel model)
- 2) Parallel port (only available for parallel model)
- 3) External battery connector
- 4) Intelligent slot
- 5) RS-232 communication port
- 6) USB communication port
- 7) Emergency power off function connector (EPO connector)
- 8) Maintenance bypass switch
- 9) Cooling fans
- 10) Input circuit breaker
- 11) Output circuit breaker for receptacles
- 12) Output receptacles: connect to mission-critical loads
- 13) Input/output terminal
- 14) Input terminal
- 15) output terminal: connect to mission-critical loads